

CORRECTIONS IN THE SUBSCRIPTION PAGE

1. URL:

- A. Right now only one following URL is in place for all the subscription plans and options:

https://indiastats.estonetech.in/subscribe

- B. For STANDARD or CUSTOMIZED (for both National and International) – Need separate URLs so that the same can be shared accordingly to the customers.

Examples:

For standard (Indian-National & State level) - /subscribe/standard/india/national&state

For standard (Indian-District level) - /subscribe/standard/india/district

For standard (Indian-National, State & District level) -

/subscribe/standard/india/state&district

For standard (World-National & State level) - /subscribe/standard/world/national&state

For standard (World-District level) - /subscribe/standard/world/district

For standard (World-National, State & District level) -

/subscribe/standard/india/state&district

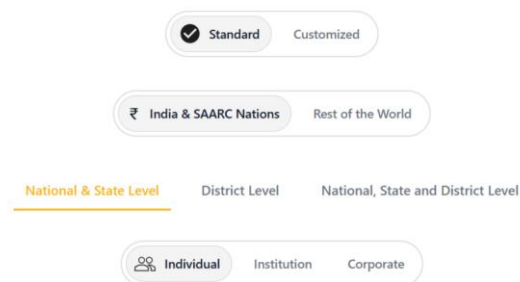
For customized - /subscribe/customized/

NOTE - The URL suggestions are just for indicative purpose, any terms can be used depending upon SEO suggestions.



Find the Perfect Plan for Your Needs

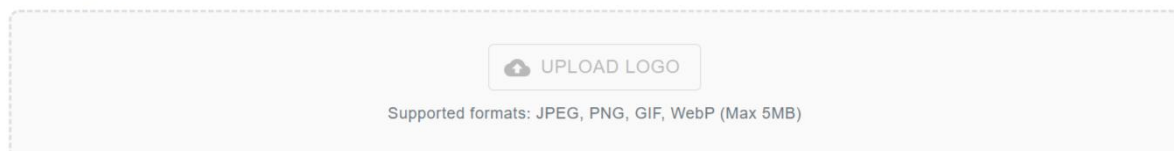
Select from the below options to see our tailored pricing Plans.
Simple, transparent pricing for projects of all sizes.



2. Standard Plan:

- A. Remove or HIDE the options to UPLOAD THE LOGO. LOGO will be uploaded by the CRM team via admin

Company Logo *



B. In the country dropdown, bring INDIA on the top

Country *

C. Remove FAX NUMBER option (or hide it)

Fax

D. Once the user comes to COMPLETE YOUR REGISTRATION page, name of the website should not be changed and remain locked

Name of Website

E. Whenever any user types any name to be used as it USERNAME for accessing the site, don't check its AVAILABILITY in the database as there might be various users with the name RAMESH who want to have RAMESH as a username. Therefore, simply check whether the username preferred by the user is not available with the same email address. In short there might be many users with the username RAMESH but there must be only one user with the username as RAMESH and email ID as ramesh@gmail.com

Preferred User Name

F. Remove or hide the option of USERNAME

Username *

G. Email Address & Alternate Email can't be same

Fax Enter fax number	Email Address * bhupen@gmail.com
Alternate Email bhupen@gmail.com	Name of Website www.indiastat.com

H. Why are we taking PASSWORD for the user and there seem no instructions to give right PASSWORD.

Password * Bhupen@20262025	Confirm Password * Bhupen@20262025
-------------------------------	---------------------------------------

Password Strength: Strong

I. At present, even if all the required details are not filled with by the user, option of sending OTP on the registered mobile number gets activated. Ideally, it should be made available only when all the required details are provided by the user.

Enter OTP *

Enter 6-digit OTP

Send OTP Verify OTP

J. Once all the required details are filled and OTP has successfully been received on the registered mobile number, when the user moves further to the PAYMENT GATEWAY, option to SHIPPING INFORMATION is same as BILLING INFORMATION

Billing Information

Bhupendra Singh

Jaipur

302033 Jaipur

Rajasthan India

9711073726 bhupen@gmail.com

Notes (Optional)

Shipping Information ✕

Recipients Name

Address

Zip Code City

State Select Country

3. Customized Plan:

A. Right now, 2 options boxes are visible in a row, can we display one box in a row.

Location Category *	Granularity *
---------------------	---------------

B. Please bring DURATIONS (YEARS), NUMBER OF USERS, TABLE VIEW LIMIT & TABLE DOWNLOAD LIMIT at the bottom of the selected panel.

Duration (Years) *	Number of Users *
1	1
Table View Limit *	Table Download Limit *
50	20

C. In CATEGORY, change STATISTICS CATEGORY to SELECT CATEGORY

Statistics Category ▼

D. In CATEGROY, upon selecting ALL CATEGORIES, names of all the following categories should be selected automatically

<input checked="" type="checkbox"/>	All Categories	₹50000
<input type="checkbox"/>	Agriculture	₹2001
<input type="checkbox"/>	BFSI	₹2000
<input type="checkbox"/>	Civil Supplies and Consumer Affairs	₹2000
<input type="checkbox"/>	Crime and Law	₹2000
<input type="checkbox"/>	Demographics	₹2000
<input type="checkbox"/>	Economy	₹2000
<input type="checkbox"/>	Environment or Sustainability	₹2000
<input type="checkbox"/>	Foreign Trade	₹2000
<input type="checkbox"/>	Health	₹2000

E. Let's assume a scenario wherein AGRICULTURE, BFSI and CIVIL SUPPLIES AND CONSUMER AFFAIRS categories are selected by the user, for which he would be needed to pay Rs 9,003/-.

The screenshot shows a category selection list on the left and a summary panel on the right. The selected categories and their prices are:

<input type="checkbox"/>	All Categories	₹50000
<input checked="" type="checkbox"/>	Agriculture	₹2001
<input checked="" type="checkbox"/>	BFSI	₹2000
<input checked="" type="checkbox"/>	Civil Supplies and Consumer Affairs	₹2000
<input type="checkbox"/>	Crime and Law	₹2000
<input type="checkbox"/>	Demographics	₹2000
<input type="checkbox"/>	Economy	₹2000

The summary panel on the right shows:

- Subtotal: ₹6,002
- Purpose Multiplier (x1.5): Purpose - Personal Use
- Total Amount: ₹9,003.00** (1 year • 1 user)
- * This is an estimated price. Final pricing may vary based on additional requirements.

Now he decides to select ALL CATEGORIES, for which the total amount is Rs 75,000/-. Ideally, the previously selected Rs 9,003 for 3 categories should be added again.

The screenshot shows the category selection list with 'All Categories' selected. The summary panel on the right shows:

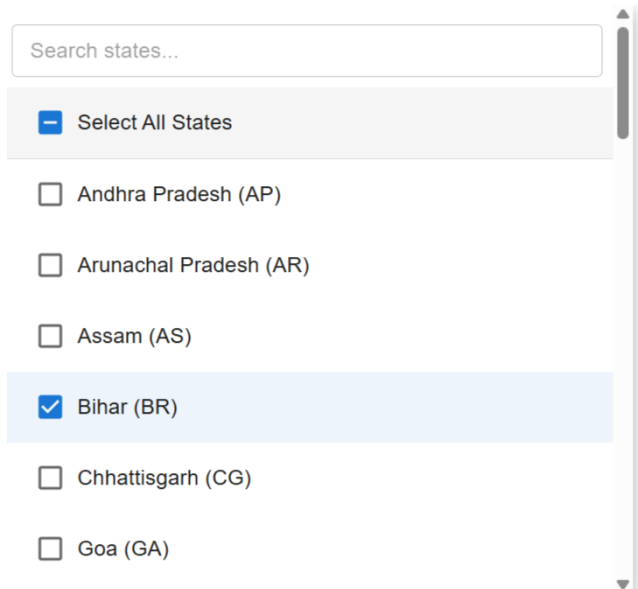
- Subtotal: ₹56,002
- Purpose Multiplier (x1.5): Purpose - Personal Use
- Total Amount: ₹84,003.00** (1 year • 1 user)
- * This is an estimated price. Final pricing may vary based on additional requirements.

F. Names of all the sub-categories must be displayed in a drop-down box. If user wants to see them, he can do it by expanding the drop-down box.

The screenshot shows a drop-down menu titled 'Sub Categories' with the following items listed:

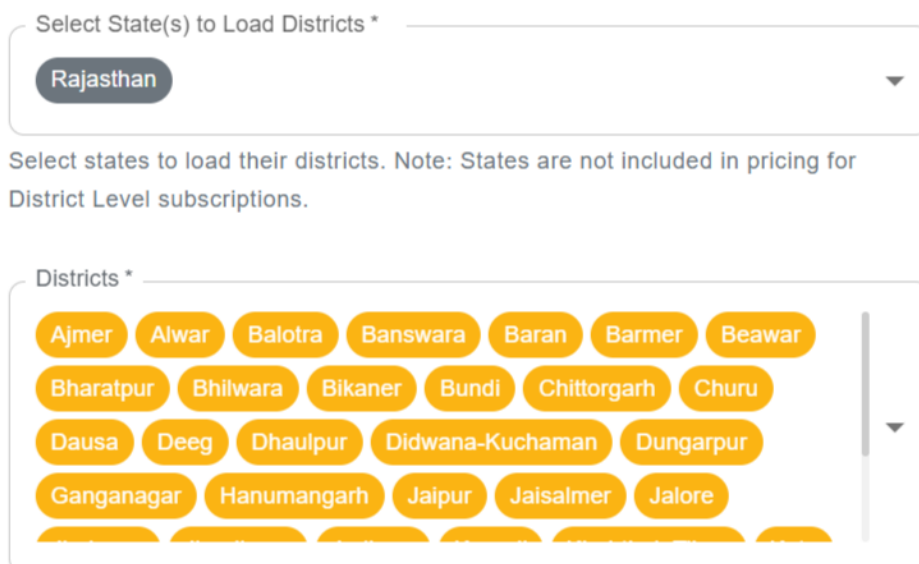
- Agricultural Area/Land Use
- Agricultural Education
- Agricultural Implements and Machineries
- Agricultural Indices
- Agricultural Input-Output
- Agricultural Institutional Finance
- Agricultural Land Holdings
- Agricultural Marketing
- Agricultural Offtake Allocation and Procurement
- Agricultural Prices
- Agricultural Production
- Agricultural Schemes
- Agricultural Stocks
- Agricultural Subsidy
- Agricultural Wages
- Agricultural Workforce
- Animal Husbandry/Livestock
- Cold Storage
- Consumption of Fertilisers
- Consumption of Pesticides
- Cooperatives
- Cost of Cultivation/Production
- Fisheries (Aquaculture)
- HYVP Crops
- Horticulture
- Irrigation
- Kisan Credit Card
- Milk and Dairy Products
- Poultry
- Seeds
- Soil
- Warehouses
- Water Resources
- Co-operative Banks
- Financial Inclusion
- Financial Institutions
- Foreign Banks
- Insurance

G. Whenever name of any STATE is selected by the user, it should automatically be placed on the top of the DROP-DOWN so that, user gets to know the names of all states been selected so far.



A screenshot of a web form showing a search box with the placeholder text "Search states...". Below the search box is a dropdown menu. The menu has a header "Select All States" with a minus sign icon. Below the header are several state names, each with an unchecked checkbox: "Andhra Pradesh (AP)", "Arunachal Pradesh (AR)", "Assam (AS)", "Bihar (BR)", "Chhattisgarh (CG)", and "Goa (GA)". The "Bihar (BR)" option is currently selected, indicated by a checked checkbox and a light blue background highlight.

H. When the GRANUALITY is selected as DISTRICT-LEVEL, district name should not be selected automatically. Let's give user an opportunity to select the districts of his choice.



A screenshot of a web form showing a dropdown menu for "Select State(s) to Load Districts *". The dropdown is currently set to "Rajasthan". Below the dropdown is a note: "Select states to load their districts. Note: States are not included in pricing for District Level subscriptions." Below the note is another dropdown menu for "Districts *". This dropdown is open, showing a list of districts in Rajasthan as yellow pill-shaped buttons: "Ajmer", "Alwar", "Balotra", "Banswara", "Baran", "Barmer", "Beawar", "Bharatpur", "Bhilwara", "Bikaner", "Bundi", "Chittorgarh", "Churu", "Dausa", "Deeg", "Dhaulpur", "Didwana-Kuchaman", "Dungarpur", "Ganganagar", "Hanumangarh", "Jaipur", "Jaisalmer", and "Jalore". A vertical scrollbar is visible on the right side of the district list.

- I. When the GRANUALITY is selected as NATIONAL, STATE AND DISTRICT-LEVEL, district name seems not properly binds with the state name.

States *

Rajasthan

Search districts...

Select All Districts

Alluri Sitharama Raju
State: Andhra Pradesh

Anakapalle
State: Andhra Pradesh

Ananthapuramu (Anantapur)
State: Andhra Pradesh

Annamayya
State: Andhra Pradesh

Bapatla
State: Andhra Pradesh

Chittoor
State: Andhra Pradesh

State name is selected as RAJASTHAN but district names of all states seem coming here. Only the names of RAJASTHAN districts should come

- J. Make PRICING GUIDE hide at first or make it in a DROP-DOWN box. Whenever user wants to see it, he can see it by expanding the DROP-DOWN.

Pricing Guide

User License

User License - 1 User
₹1

User License - Each Additional User (N)
₹10,000

Subscription Period

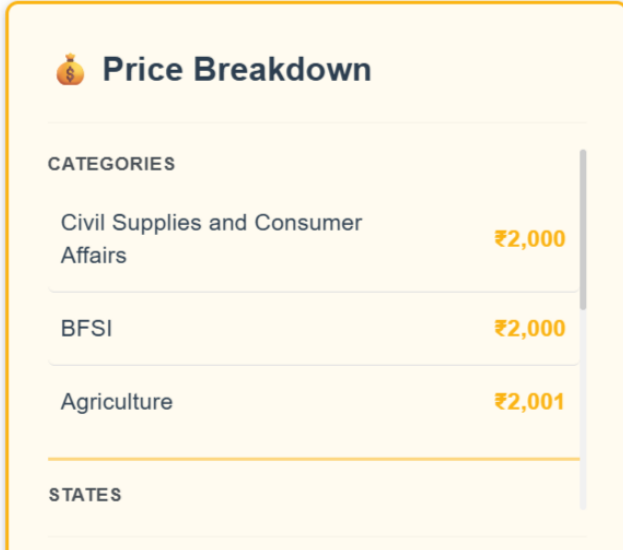
Time Period - Basic 1 Year

Time Period - Each Additional Term Period (T)
₹10,000

District Pricing

1 - 1 districts

K. Can CATEGORIES and STATES names make HIDDEN in the drop-down boxes. The user may be able to see them upon expanding the drop-down boxes.

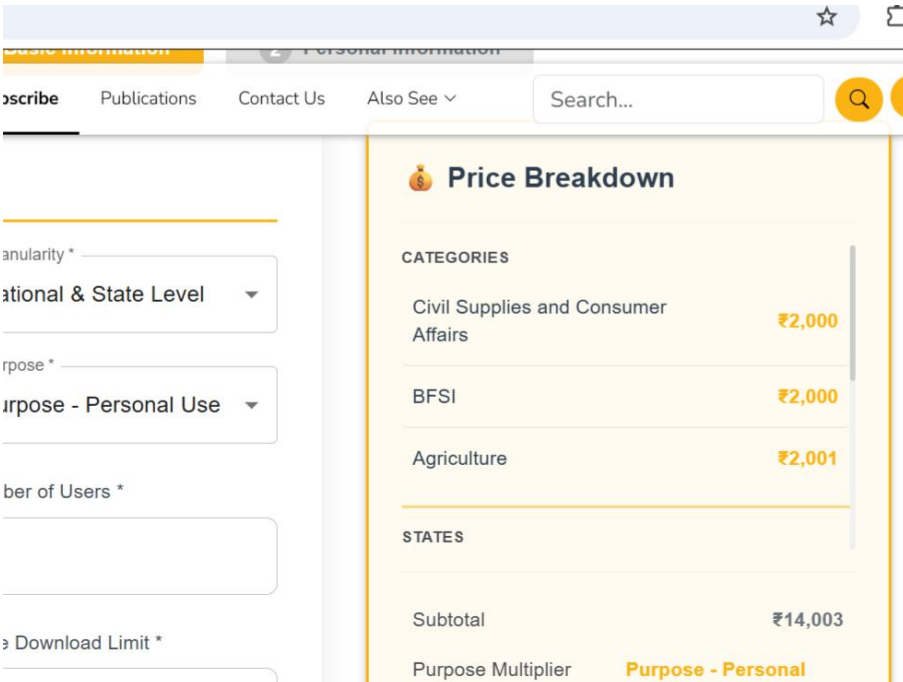


Price Breakdown

CATEGORIES	
Civil Supplies and Consumer Affairs	₹2,000
BFSI	₹2,000
Agriculture	₹2,001

STATES	
--------	--

L. Can we make PRICE BREAKDOWN page floating, always remain on the SCREEN of the user whenever he scrolls the page, so that the final CALCULATIONS should always remain Infront of him.



The screenshot shows a web page with a floating "Price Breakdown" panel on the right side. The panel is yellow and contains the following information:

CATEGORIES	
Civil Supplies and Consumer Affairs	₹2,000
BFSI	₹2,000
Agriculture	₹2,001

STATES	
--------	--

Subtotal	₹14,003
Purpose Multiplier	Purpose - Personal

The left side of the page shows a form with fields for "Granularity" (set to "National & State Level"), "Purpose" (set to "Purpose - Personal Use"), "Number of Users", and "Download Limit". The top navigation bar includes "Subscribe", "Publications", "Contact Us", "Also See", and a search bar.